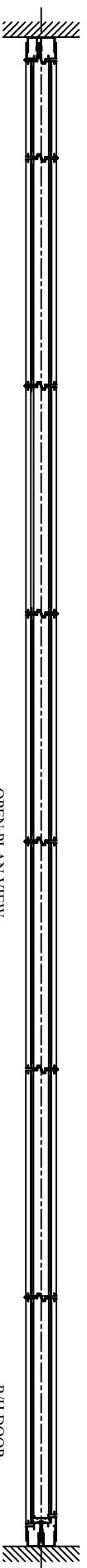
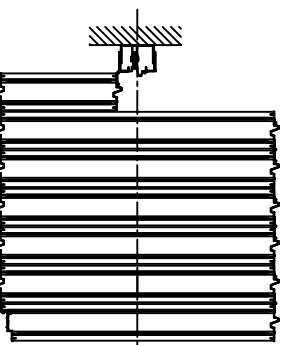


ESCUTCHEONS DEPENDENT ON PARTITION SPECIFICATION AND PANEL TYPE


ELEVATION



OPEN PLAN VIEW



STACKED PLAN VIEW

		Brockhouse Modernfold Ltd Key One, 23 The Tylings, Worcester, WR1 1HD Tel: 01905 330055 Fax: 01905 330234 Email: sales@brockhouse.net	
SYSTEM:	Series 200N	REV & DATE	28/04/2008
TITLE:	Centre Fold Example	DRAWN BY	Andrew Hughes
ALL DIMENSIONS IN MILLIMETRES - DO NOT SCALE ©		DRAWING REF:	200L.16